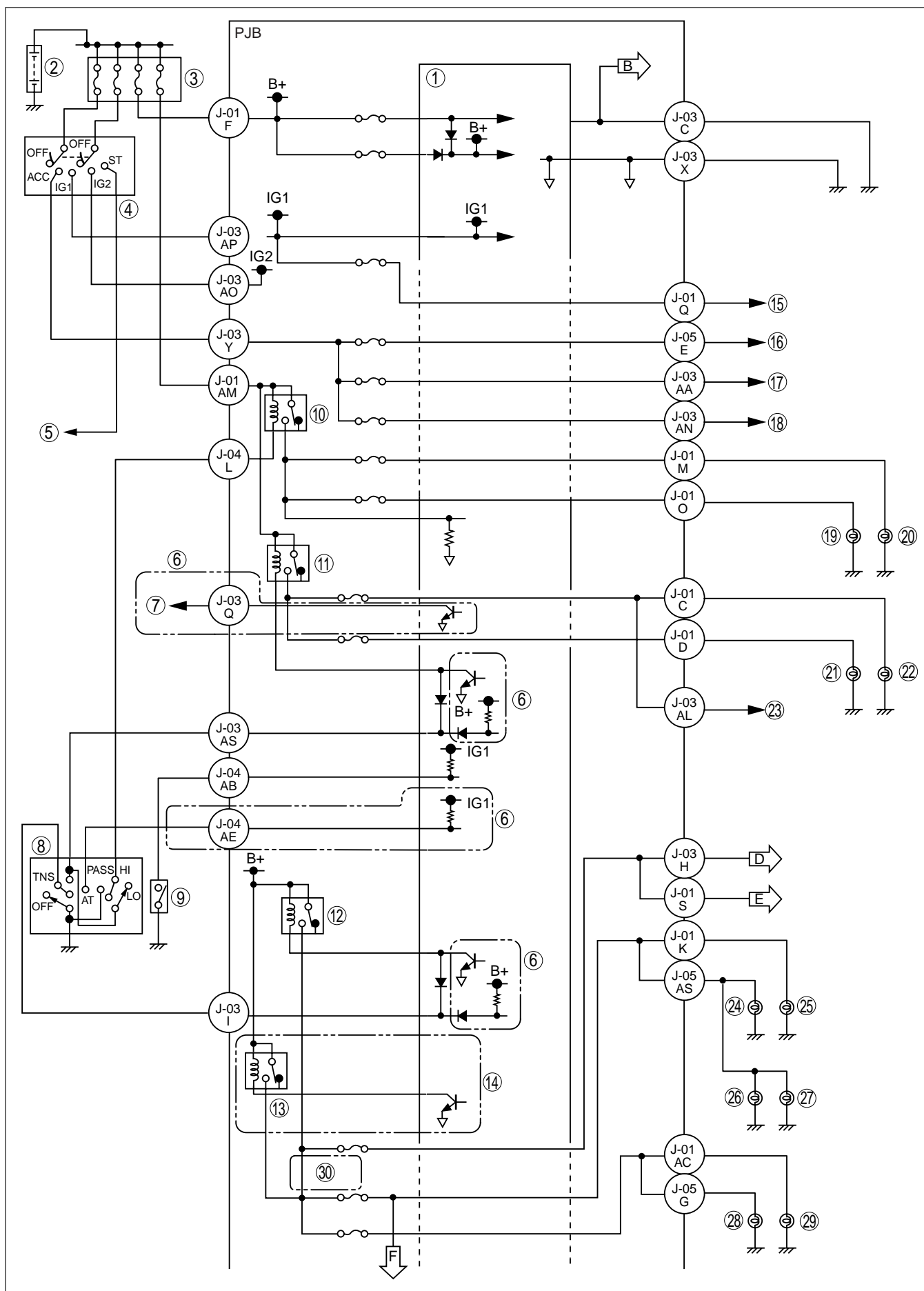


---

**PASSENGER JUNCTION BOX (PJB) WIRING DIAGRAM**

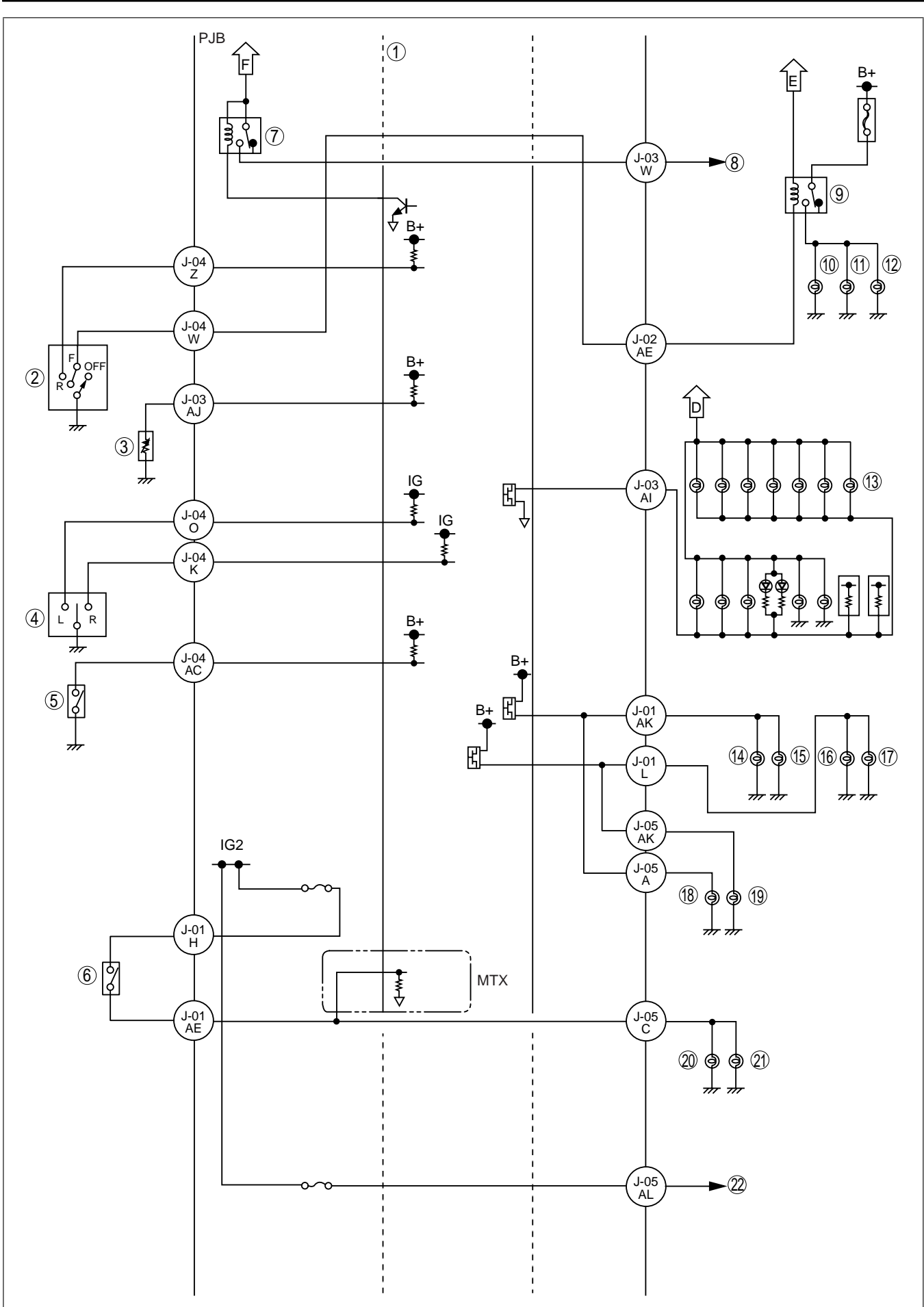
id094000102000



---

|    |                                     |
|----|-------------------------------------|
| 1  | Microcomputer                       |
| 2  | Battery                             |
| 3  | Main fuse block                     |
| 4  | Ignition switch                     |
| 5  | To starting system                  |
| 6  | With headlight auto leveling system |
| 7  | Auto leveling control module        |
| 8  | Light switch                        |
| 9  | Parking brake switch                |
| 10 | Headlight HI relay                  |
| 11 | Headlight LO relay                  |
| 12 | TNS relay                           |
| 13 | Running light relay                 |
| 14 | With running light system           |
| 15 | To main fuse block                  |
| 16 | Power outer mirror                  |

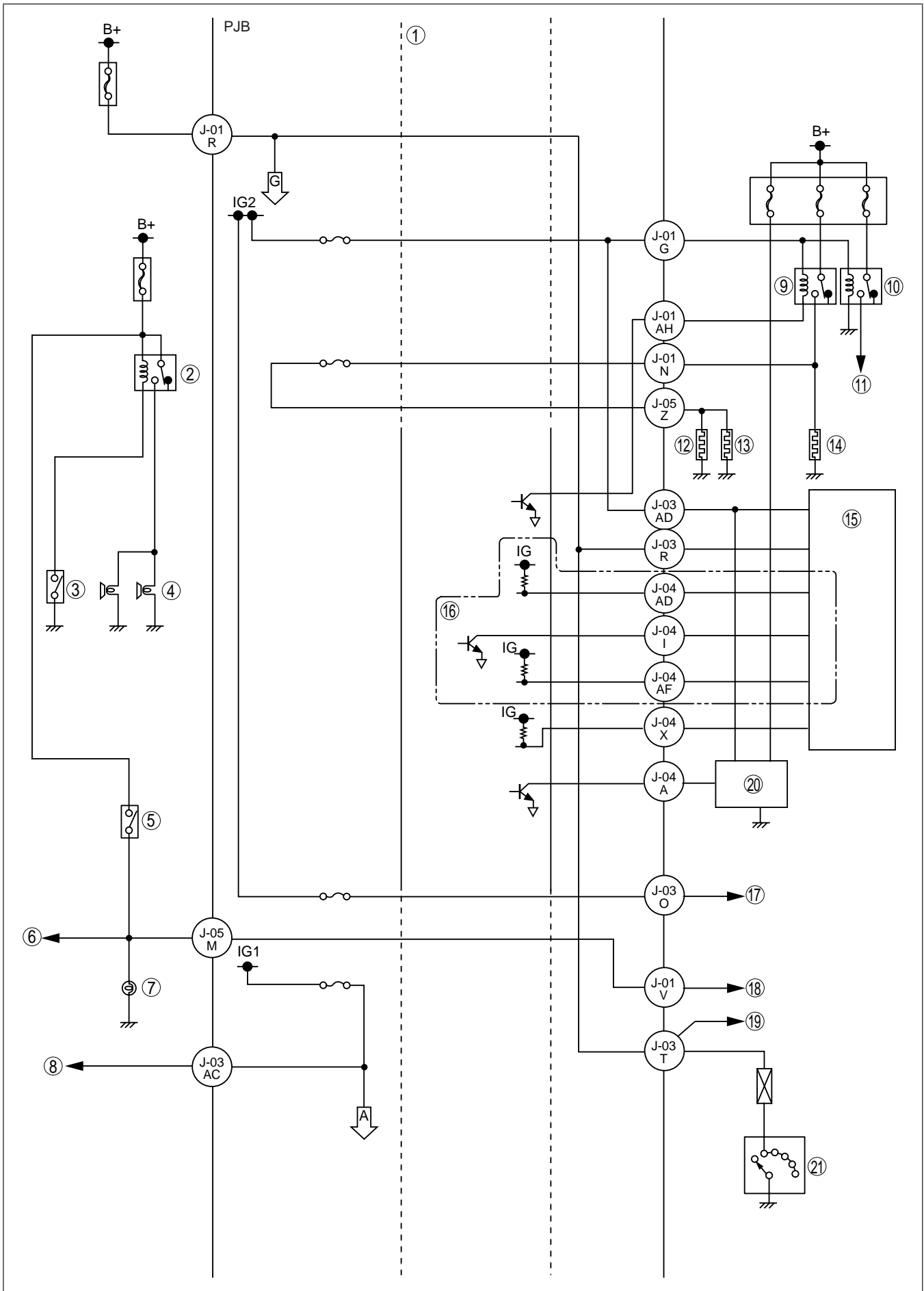
|    |  |
|----|--|
| 17 | To audio unit, keyless control module, car-navigation unit |
| 18 | Cigarette lighter  |
| 19 | Headlight (LH) (high beam)                                 |
| 20 | Headlight (RH) (high beam)                                 |
| 21 | Headlight (LH) (low beam)                                  |
| 22 | Headlight (RH) (low beam)                                  |
| 23 | To headlight leveling switch                               |
| 24 | Taillight (RH)   |
| 25 | Parking light (RH)   |
| 26 | License plate light (LH)                                   |
| 27 | License plate light (RH)                                   |
| 28 | Taillight (LH)   |
| 29 | Parking light (LH)   |
| 30 | Without running light system                               |



---

|    |                            |
|----|----------------------------|
| 1  | Microcomputer              |
| 2  | Fog light switch           |
| 3  | Panel light control switch |
| 4  | Turn switch                |
| 5  | Hazard warning switch      |
| 6  | Back-up light switch       |
| 7  | Rear fog light relay       |
| 8  | Rear fog light             |
| 9  | Front fog light relay      |
| 10 | Front fog light (LH)       |
| 11 | Front fog light (RH)       |

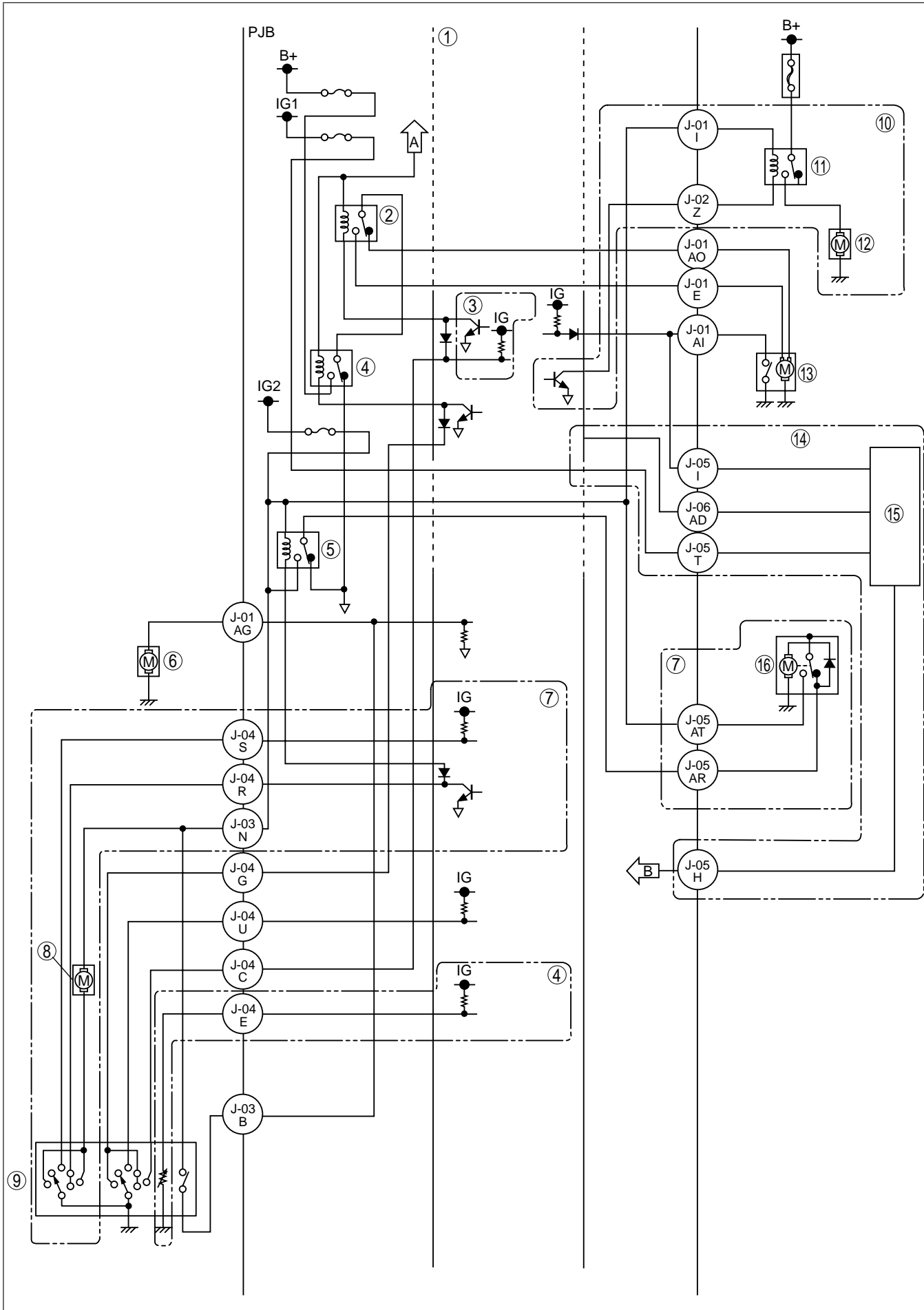
|    |                           |
|----|---------------------------|
| 12 | Front fog indicator light |
| 13 | Illumination lights       |
| 14 | Front turn light (LH)     |
| 15 | Side turn light (LH)      |
| 16 | Front turn light (RH)     |
| 17 | Side turn light (RH)      |
| 18 | Rear turn light (LH)      |
| 19 | Rear turn light (RH)      |
| 20 | Back-up light (LH)        |
| 21 | Back-up light (RH)        |
| 22 | To sunroof                |



---

|    |                             |
|----|-----------------------------|
| 1  | Microcomputer               |
| 2  | Horn relay                  |
| 3  | Horn switch                 |
| 4  | Horn                        |
| 5  | Brake switch                |
| 6  | To brake light              |
| 7  | Brake light                 |
| 8  | To instrument cluster       |
| 9  | Rear window defroster relay |
| 10 | Blower relay                |
| 11 | To blower motor             |

|    |  |
|----|--|
| 12 | Heated outer mirror filament (LH)        |
| 13 | Heated outer mirror filament (RH)        |
| 14 | Rear window defroster                    |
| 15 | Climate control unit                     |
| 16 | Without full-auto air conditioner system |
| 17 | Seat warmer unit                         |
| 18 | To PCM                                   |
| 19 | To instrument cluster                    |
| 20 | PTC heater                               |
| 21 | TR switch                                |

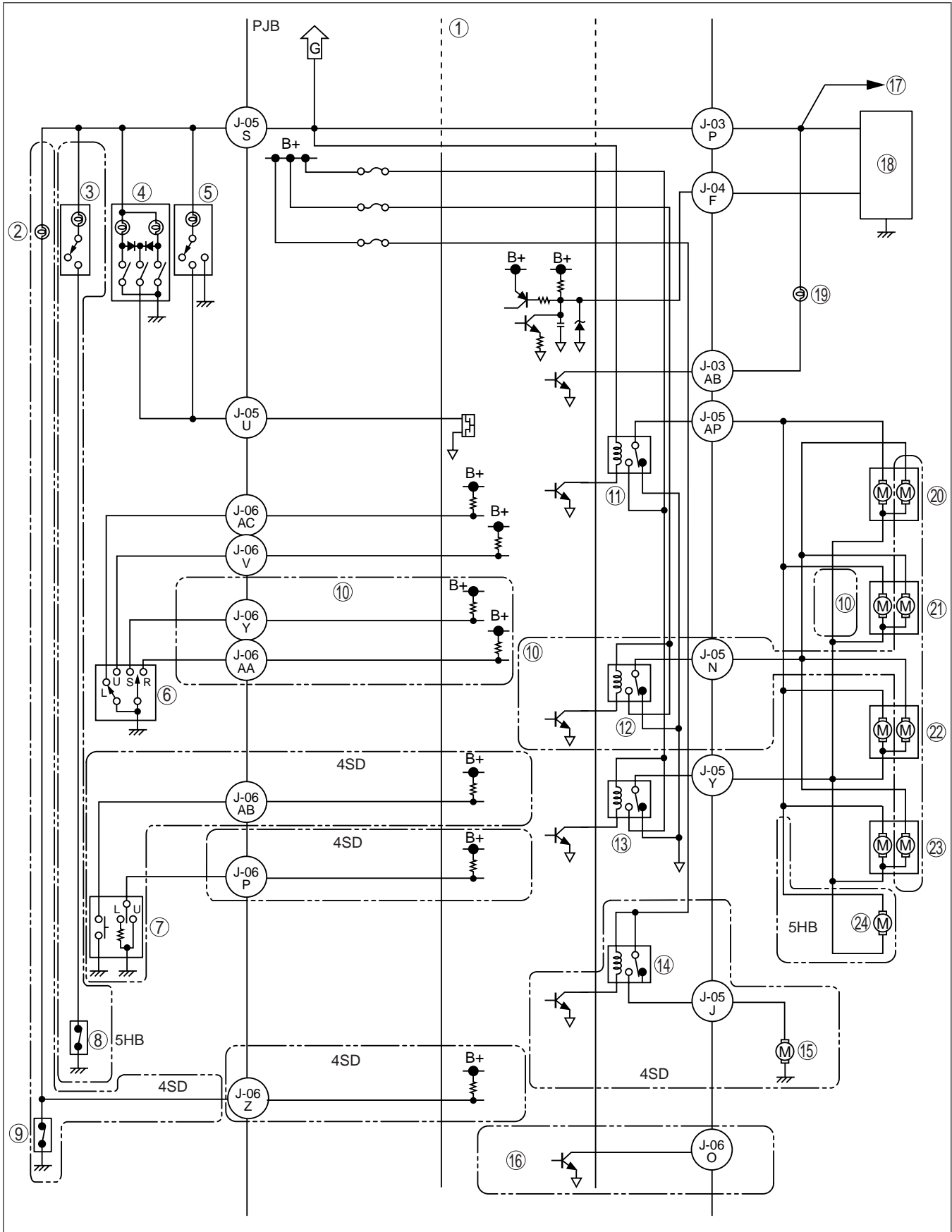




---

|   |                           |
|---|---------------------------|
| 1 | Microcomputer             |
| 2 | Windshield wiper HI relay |
| 3 | With auto wiper system    |
| 4 | Windshield wiper relay    |
| 5 | Rear wiper relay          |
| 6 | Windshield washer motor   |
| 7 | With rear wiper system    |
| 8 | Rear washer motor         |

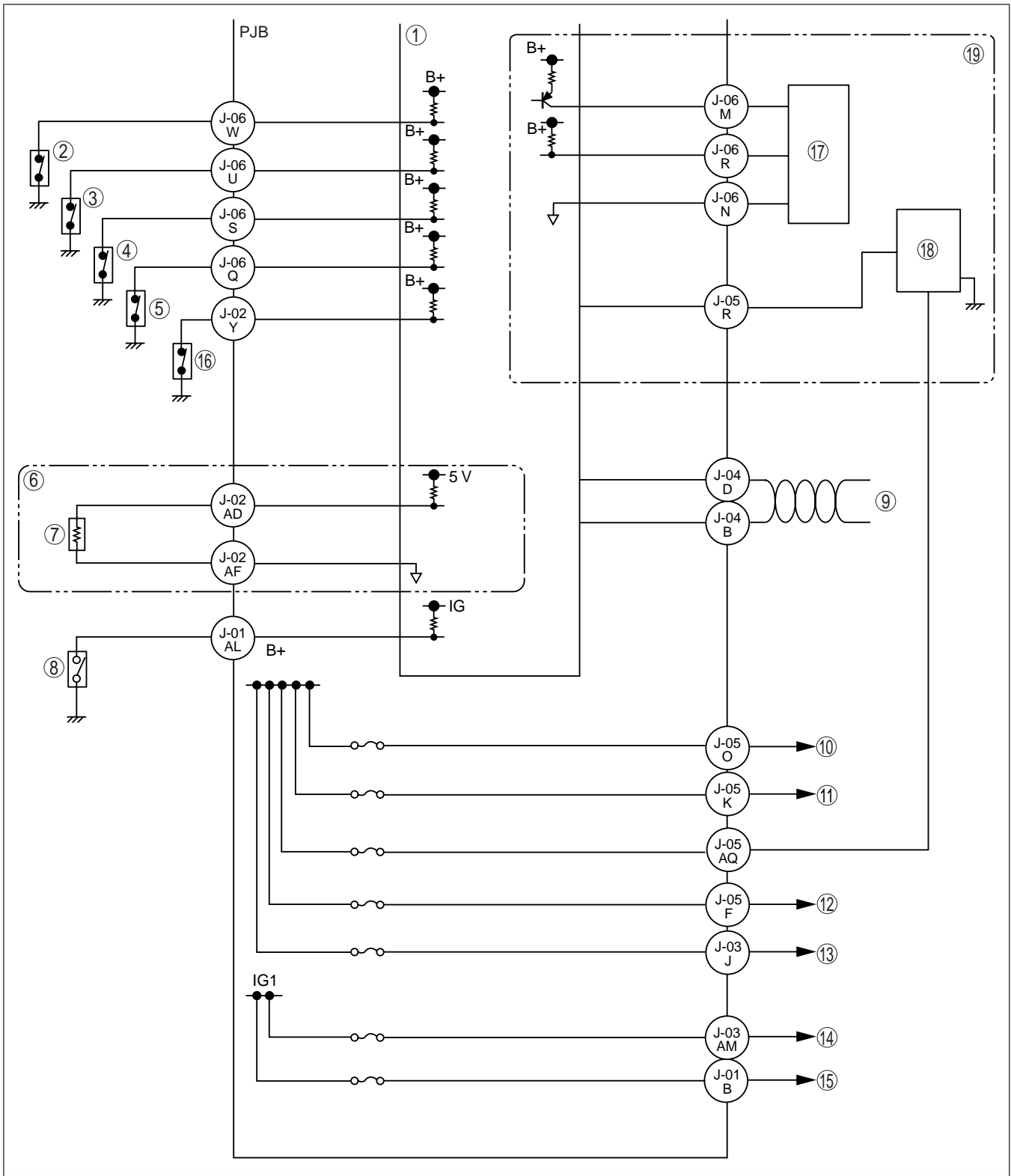
|    |                                    |
|----|------------------------------------|
| 9  | Windshield wiper and washer switch |
| 10 | Headlight cleaner system           |
| 11 | Headlight cleaner relay            |
| 12 | Headlight cleaner motor            |
| 13 | Windshield wiper motor             |
| 14 | With auto wiper system             |
| 15 | Rain sensor                        |
| 16 | Rear wiper motor                   |



---

|    |                                   |
|----|-----------------------------------|
| 1  | Microcomputer                     |
| 2  | Trunk compartment light           |
| 3  | Cargo compartment light           |
| 4  | Map light                         |
| 5  | Interior light                    |
| 6  | Driver-side door lock-link switch |
| 7  | Trunk lid key cylinder switch     |
| 8  | Liftgate latch switch             |
| 9  | Trunk lid latch switch            |
| 10 | With double lock function         |
| 11 | Door lock relay                   |
| 12 | Double lock relay                 |

|    |                                     |
|----|-------------------------------------|
| 13 | Door unlock relay                   |
| 14 | Trunk lid unlock relay              |
| 15 | Trunk lid unlock actuator           |
| 16 | For optional parts power supply     |
| 17 | To car-navigation unit, audio unit  |
| 18 | Keyless control module              |
| 19 | Ignition key illumination           |
| 20 | Door lock actuator (driver-side)    |
| 21 | Door lock actuator (passenger-side) |
| 22 | Door lock actuator (left rear)      |
| 23 | Door lock actuator (right rear)     |
| 24 | Liftgate lock actuator              |



---

|   |   |
|---|---|
| 1 | Microcomputer   |
| 2 | Front door latch switch (LH)  |
| 3 | Front door latch switch (RH)  |
| 4 | Rear door latch switch (LH)   |
| 5 | Rear door latch switch (RH)   |
| 6 | With full-auto air conditioner system   |
| 7 | Ambient temperature sensor  |
| 8 | Brake fluid level sensor  |
| 9 | CAN system-related module (PJB, Climate control unit, SAS control module, Audio unit (base module)) |

|    |                             |
|----|-----------------------------|
| 10 | To power window subswitch   |
| 11 | To power window main switch |
| 12 | To sunroof                  |
| 13 | To DLC-2                    |
| 14 | To SAS control module       |
| 15 | To EHPAS control module     |
| 16 | Bonnet latch switch         |
| 17 | Intruder sensor             |
| 18 | Theft-deterrent siren       |
| 19 | With theft-deterrent system |